



SAUGUS

Union School District

Excellence in Elementary Education

24930 Avenue Stanford, Santa Clarita, California 91355

Phone: 661-294-5300 / www.saugusd.org

SUSD Foundation Interest Survey

1463

Total Responses

Date Created: Thursday, October 19, 2017

BOARD OF TRUSTEES: Paul De La Cerda · Julie Olsen · David Powell · Christopher Trunkey · Judy Egan Umeck

SUPERINTENDENT: Joan M. Lucid, ED.D.

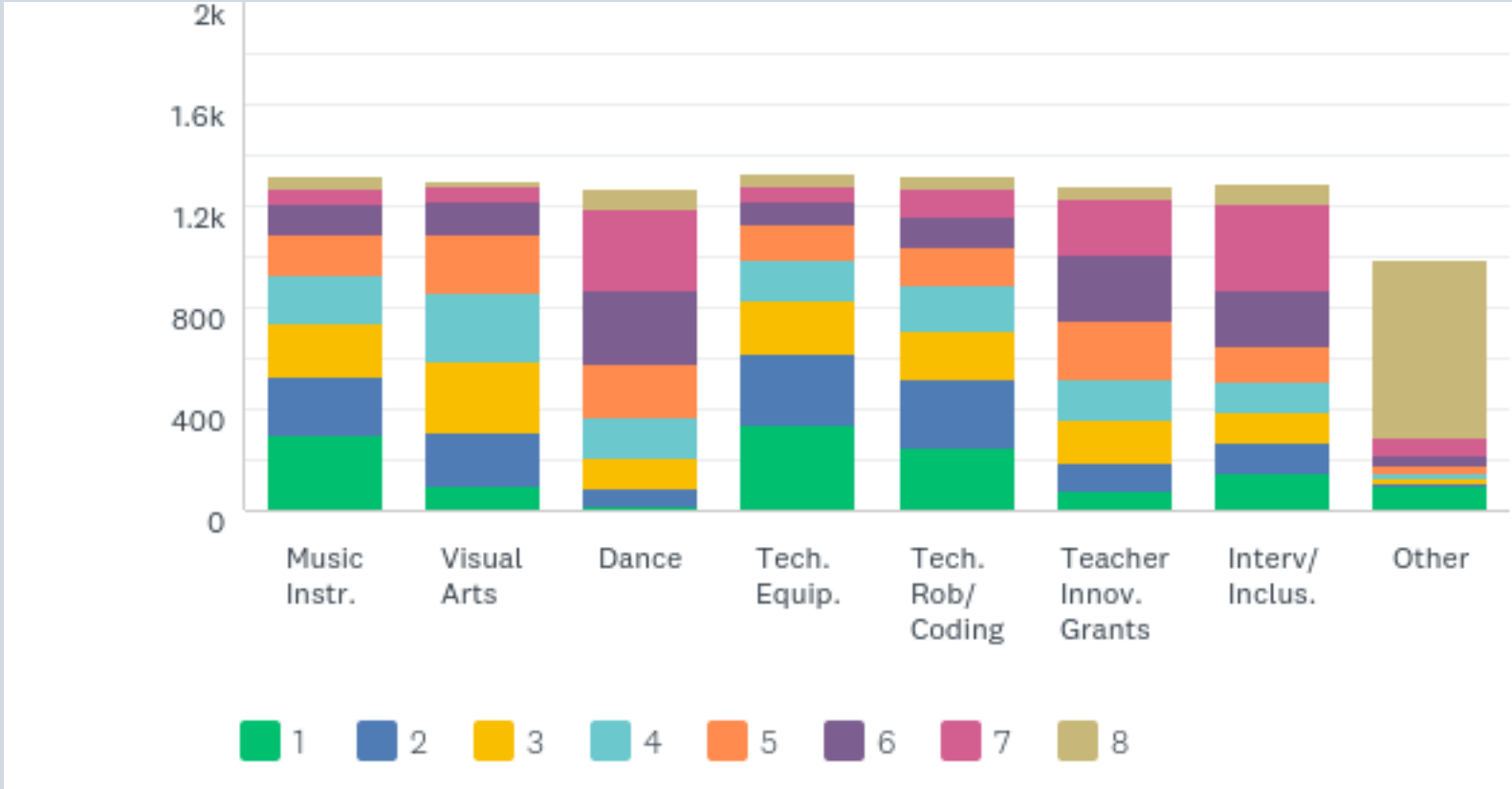
RESPECT | INTEGRITY | LEARNING | TEAMWORK | ENTHUSIASM

Foundation Interest Survey - Overview

- Questions were selected to gauge interest and determine scope
- Survey was created via Survey Monkey and sent to entire District community – via Constant Contact – including parents/guardians, school staffs, district staff, and childcare staff. A total of nearly 21,000 emails were sent.
- Respondents were given two weeks to answer
- Two additional reminders were sent
- Nearly 1,500 responses were received
- Of those, we identified 140 who were expressed interest in involvement
- A secondary survey was sent to those 140, of which 71 responded.
- From that secondary survey, we identified 11 interested in leadership and 30 interested in being on a committee



Q1: What program would you like to be a primary focus for a foundation for Saugus Union School District? (Please rank 1/first-8/last)



Answered: 1,448 Skipped: 15



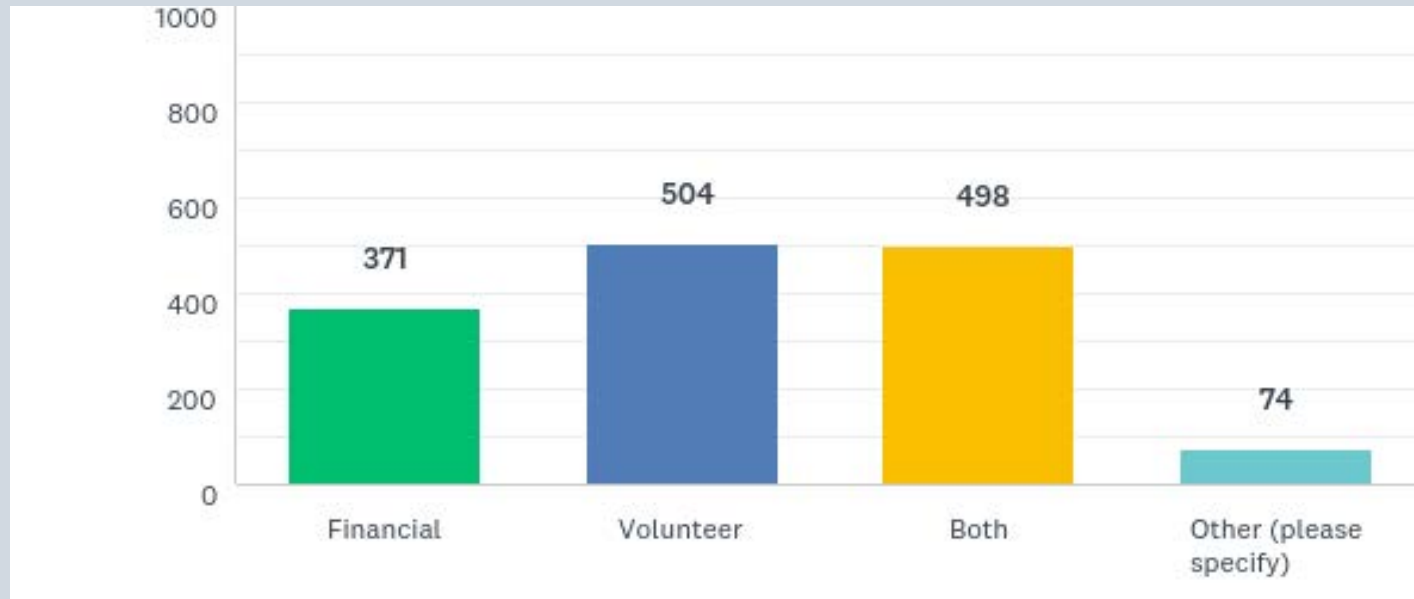
Q1: What program would you like to be a primary focus for a foundation for Saugus Union School District? (Data)

	1	2	3	4	5	6	7	8	TOTAL	SCORE
Music Instr.	22.87% 301	17.63% 232	15.81% 208	14.74% 194	11.47% 151	9.19% 121	5.17% 68	3.12% 41	1,316	5.62
Visual Arts	7.53% 98	16.30% 212	21.37% 278	20.98% 273	17.60% 229	9.92% 129	5.00% 65	1.31% 17	1,301	5.19
Dance	1.88% 24	5.34% 68	9.42% 120	12.64% 161	16.25% 207	22.53% 287	25.43% 324	6.51% 83	1,274	3.62
Tech. Equip.	25.55% 339	21.33% 283	15.37% 204	12.66% 168	10.40% 138	6.56% 87	4.60% 61	3.54% 47	1,327	5.83
Tech. Rob/ Coding	18.85% 249	20.59% 272	14.38% 190	13.32% 176	11.81% 156	9.16% 121	8.18% 108	3.71% 49	1,321	5.43
Teacher Innov. Grants	6.46% 83	8.64% 111	12.62% 162	12.93% 166	17.52% 225	20.48% 263	17.21% 221	4.13% 53	1,284	4.23
Interv/ Inclus.	11.66% 150	9.25% 119	9.18% 118	9.49% 122	10.96% 141	17.03% 219	26.36% 339	6.07% 78	1,286	4.14
Other	9.85% 98	1.31% 13	1.71% 17	2.01% 20	3.52% 35	3.62% 36	6.93% 69	71.06% 707	995	2.18

Answered: 1,448 Skipped: 15



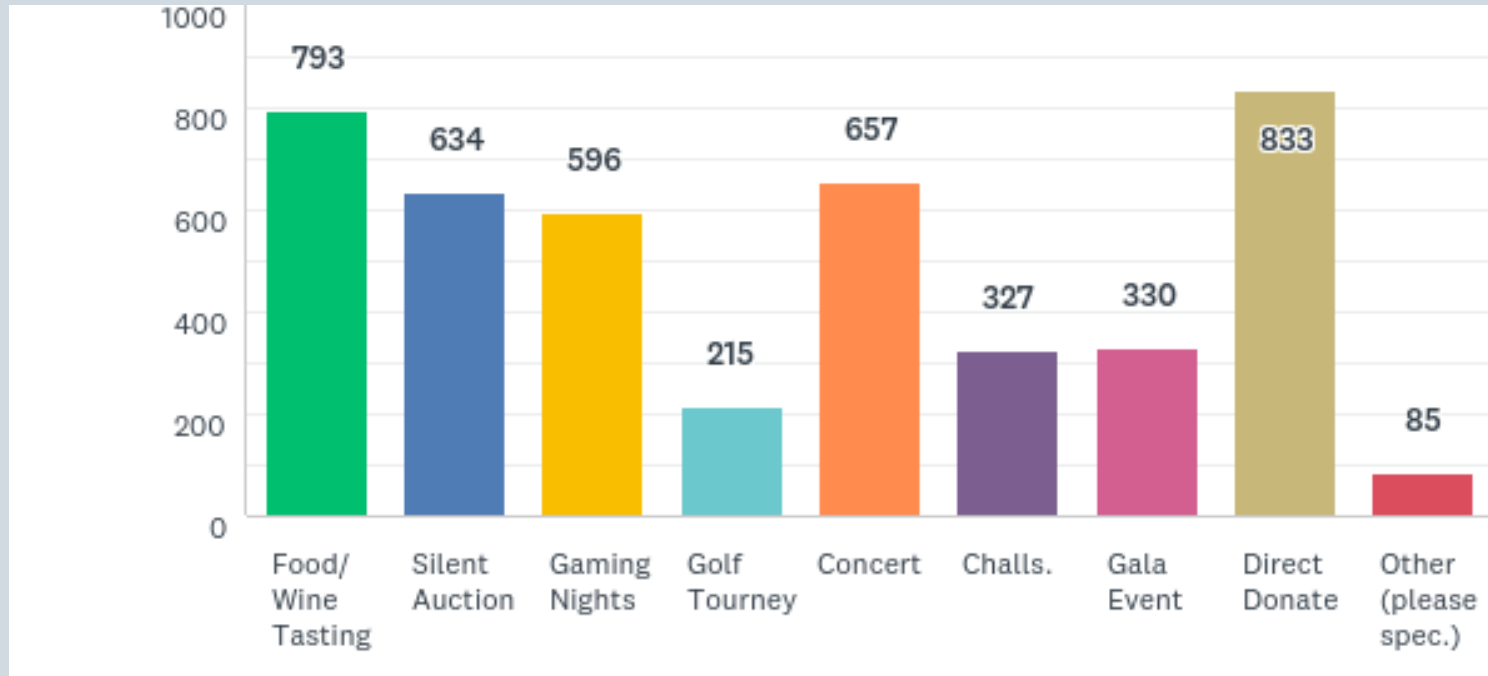
Q2: What type of support would you consider giving to a foundation?



Answered: 1,447 Skipped: 16



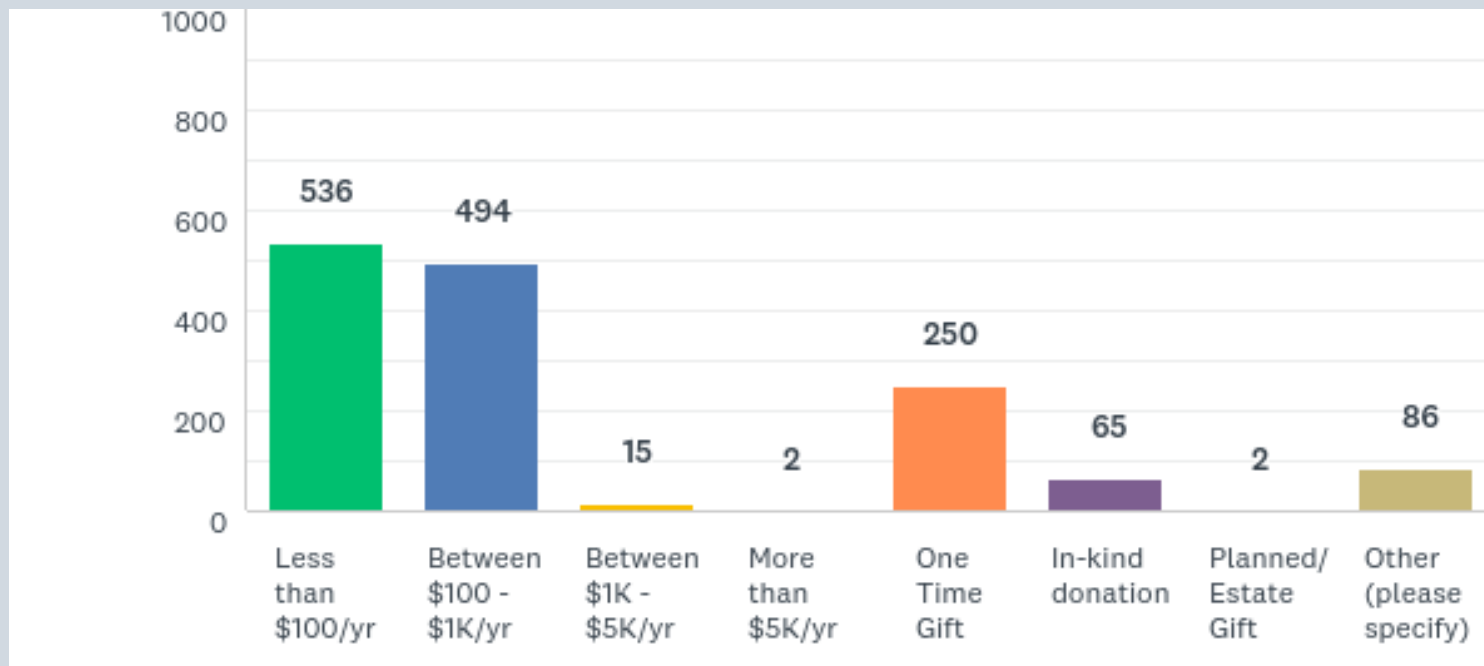
Q3: What kind of fundraising events would interest you? (check all that apply)



Answered: 1,453 Skipped: 10



Q4: What level of financial support would you consider giving to a foundation?



Answered: 1,450 Skipped: 13

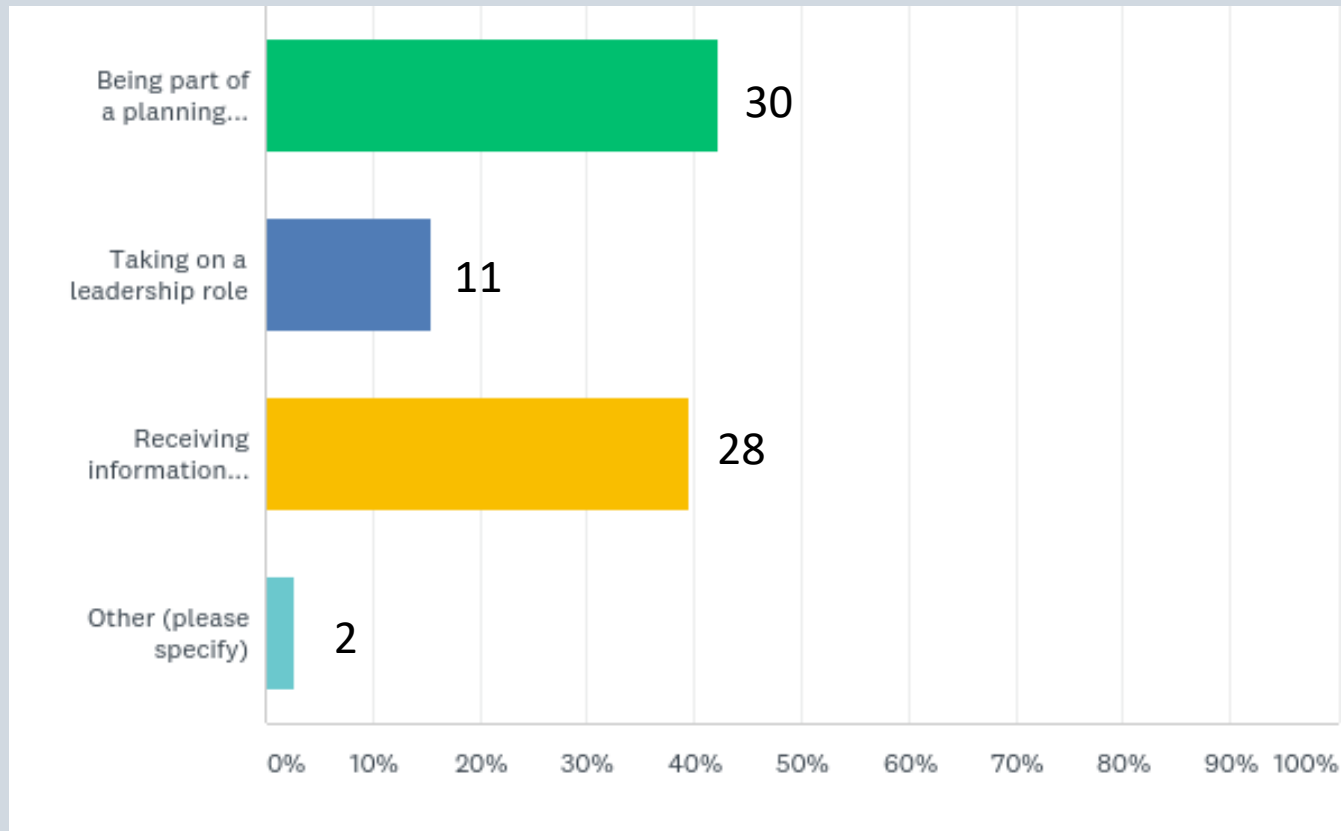


Foundation Secondary Survey - Overview

- Questions were selected to follow up on the initial survey to those who specifically indicated interest
- Survey was created via Survey Monkey and sent to the 140 “handraisers.”
- Respondents were given two weeks to answer
- Two additional reminders were sent
- 71 responses were received
- From that secondary survey, we identified 11 interested in leadership and 30 interested in being on a committee



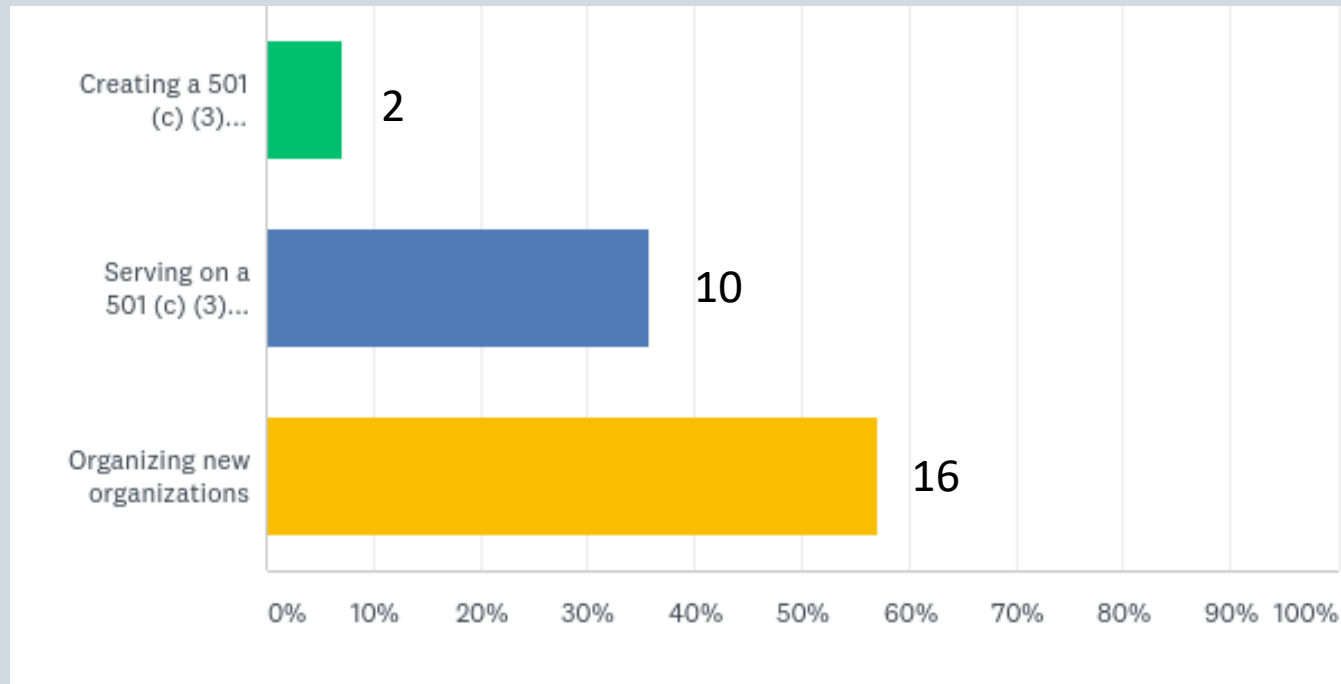
Q1: I am very interested in:



Answered: 71 Skipped: 0



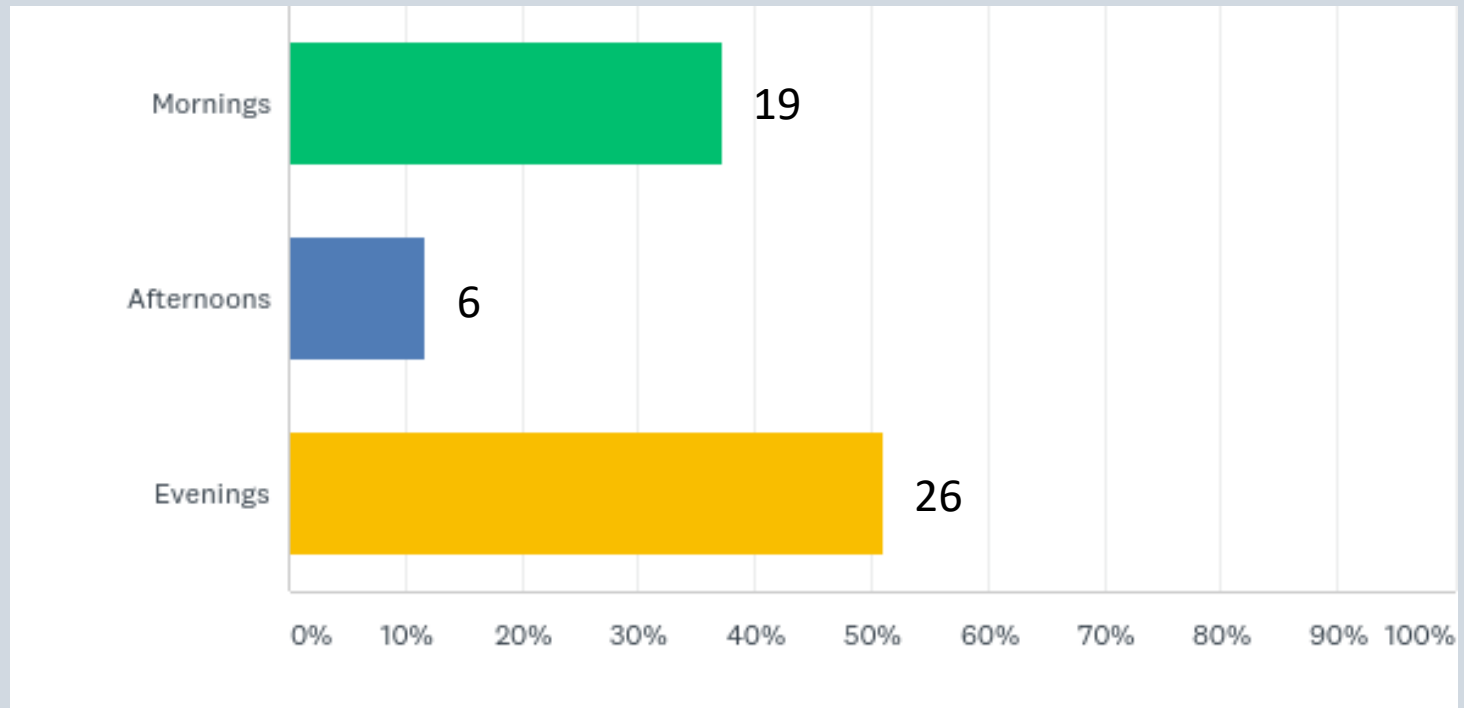
Q2: I have experience in:



Answered: 28 Skipped: 43



Q3: The best times for meetings would be:



Answered: 51 Skipped: 20



Next Steps

- Board identifies purpose for Foundation
- Creation of Foundation Committee
- Schedule meeting with 11 respondents who expressed interest in leadership
- Report results to Board

